



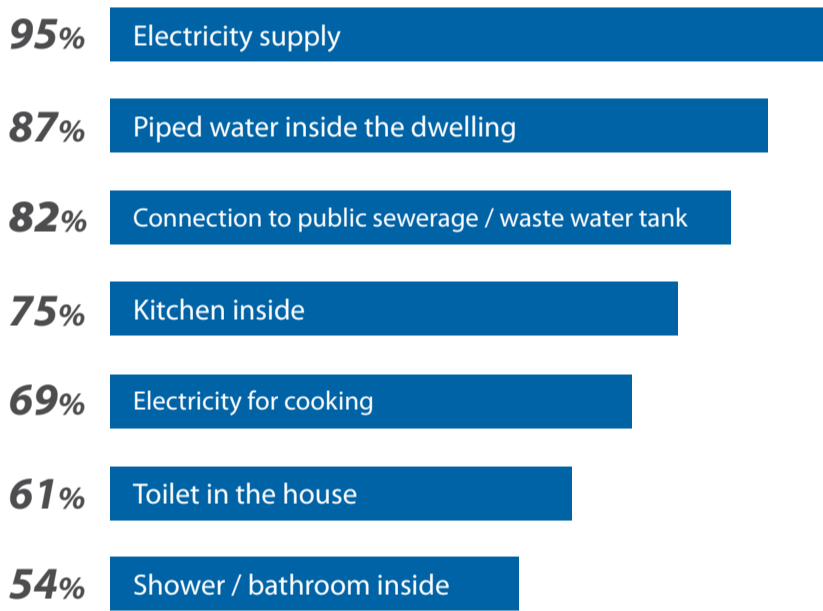
The Living Standards of Roma

Country Status

December 2012

General findings

Structure of Roma households by basic amenities in dwellings



In the 19 municipalities covered by the survey, in the areas in which they live, Roma constitute **88%** of the neighborhood. This limits their interaction with other communities.

The Roma are a relatively young population: **30%** are aged 0–14 compared to 17.6% of the whole population.

55% of Roma live in 'older houses in relatively good condition'; 24% in 'ruined houses or slums', compared with 5% of non-Roma; and only 22% in new houses.

87% of Roma households own their dwellings while 4% rent accommodation.

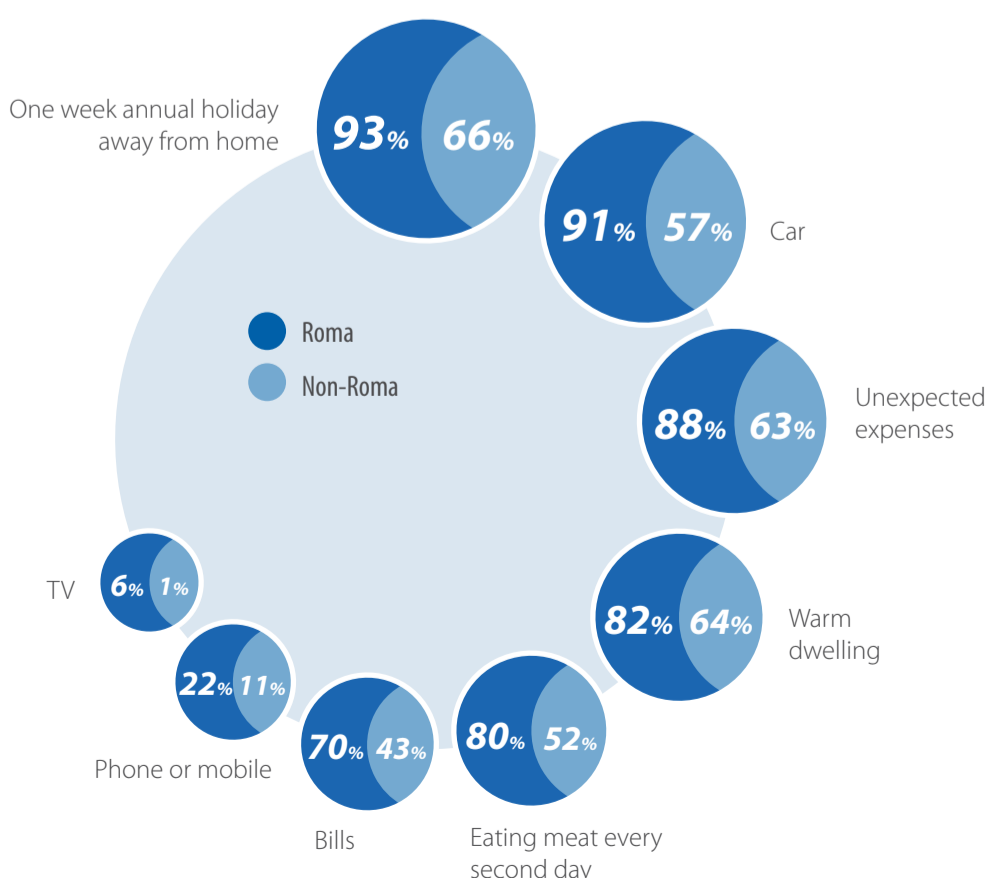
93% of Roma reported financial difficulties in affording a week's holiday away from home each year; and

91% in affording a car.

Half of Roma households report that at least one member 'went to bed hungry in the past month'.

Standards of living

DIFFICULTIES to afford



KEY FINDINGS

92% of Roma households suffer 'severe material deprivation', compared to 65.9% of non-Roma households in the same neighbourhoods.

82% of Roma households reported having trouble affording to 'keep their dwellings warm'.

53% of Roma households report depending upon only one source of income.

7% of Roma households reported having no source of income in the month prior to the survey.

In **91%** of Roma households without any source of income, the head of the household has no education beyond primary school.

Of those Roma households that have received an income in the past month, the average amount received was

10,268 MKD

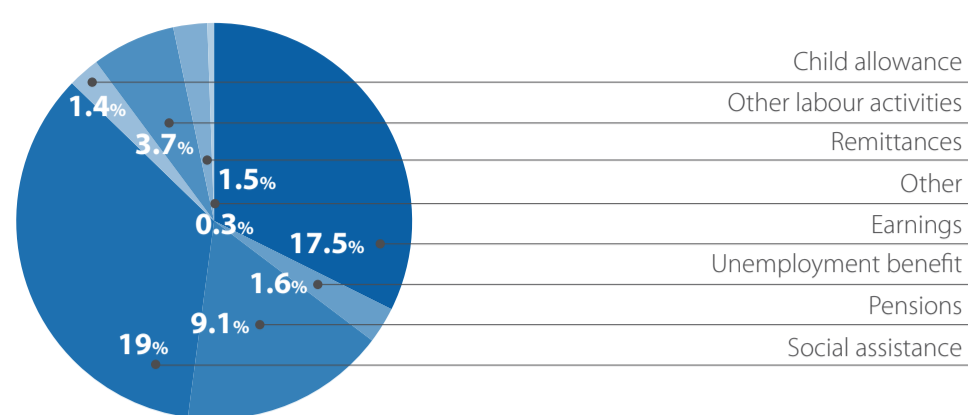
compared to an average income of **19,997 MKD** amongst non-Roma households surveyed in the same neighborhoods —a difference of almost **50%**.

The material deprivation rate is an indicator adopted by the EU Social Protection Committee which expresses people's ability to afford items considered to be desirable or even necessary for an adequate standard of living. It measures the percentage of the population that cannot afford at least three of the following nine items:

- rent, mortgage or utility bills
- adequate home heating
- unexpected expenses
- to eat meat or proteins regularly
- a holiday
- a television set
- a washing machine
- a car
- a telephone

A severe material deprivation rate is defined as the inability to pay for at least four of the above-mentioned items.

Roma households that live with only one source of income



53% of Roma households have only one source of income. For 19 % of the households, social assistance is the only source of income.

87% of working-age Roma have education below secondary school level, compared with **45.5%** of non-Roma in the same neighbourhoods

72% of Roma children aged between six and nine have never attended kindergarten, compared to **52%** of the non-Roma population sample

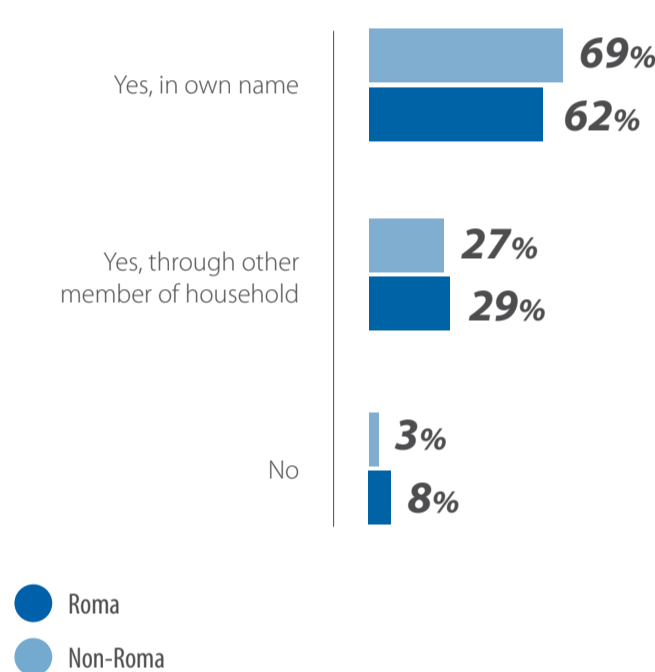
* In Roma survey 2011 data on unemployment are based on self-reporting of respondents on their employment activities at the time of survey (in 2011); Labour Force Survey 2010 (LFS '10) considers information collected during the whole year, and provides estimated average for 2010.

KEY FINDINGS

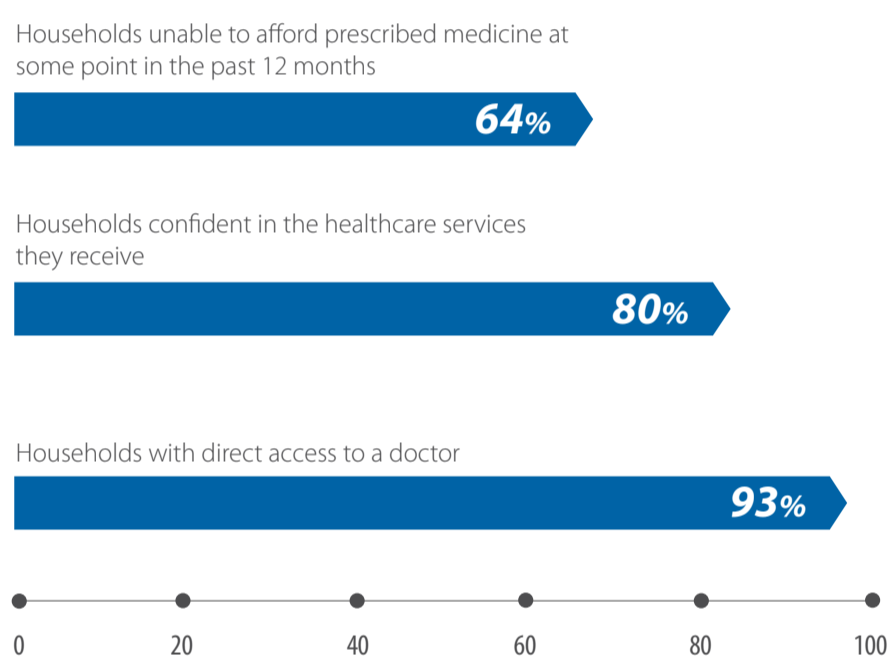
- 49.3%** of Roma aged 15-64 years are unemployed, compared to 32.2% of the total population (LFS '10).*
- Approximately 1 in 3** employed Roma has a steady job with a legal contract, a pension and health insurance.
- 64.6%** of Roma women aged 15-64 years are unemployed, compared to 32.5% of the total population (LFS '10).*
- 7 in 10** Roma children are reported to be attending primary school. The number of children aged between seven and fifteen enrolled at school appears to have decreased in recent years.
- 1 in 4** Roma aged six and above can use a computer for word processing, compared to 1 out of 2 non-Roma respondents.
- 0.3%** of working-age Roma have completed tertiary education, compared with 13% of the total working population.
- 21 of every 100** employed Roma have completed some form of secondary education, compared with 54 out of 100 employed persons in the total population.
- 61.5%** of Roma households in which children do not attend primary school, and 48.7% of households in which children do not attend secondary school cite the costs of schooling as the main reason for non-attendance. (A significant proportion of those households in which children do not attend secondary school reported that the children were 'sufficiently educated')
- 72.6%** of Roma females are enrolled in primary schools. The national average for female pupils is 91.2%. For secondary schools, 30% of Roma females are enrolled, as compared to the national average of 70.4%.

Health

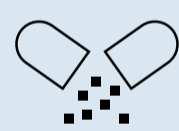
Medical insurance in one's own name or through other members of the household



Healthcare needs of Roma households; confidence in services and ability to afford prescribed



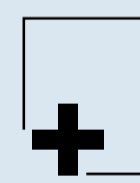
KEY FINDINGS...



Almost **20%** of all Roma households cannot afford necessary medical services due to high costs related to healthcare, compared to 15% of Non-Roma HH



1 in 4 Roma aged 35-54 have reported health problems limiting their daily activities, compared to 1 in 10 of Non-Roma HH



Almost **8%** of Roma are not covered by medical insurance, compared to 3% of Non-Roma HH

December 2012

Tackling the social and economic exclusion of Roma communities is a top priority for UNDP throughout the region.

To help identify the needs of Roma communities, UNDP recently partnered with DG REGIO, the World Bank, the Fundamental Rights Agency and the Open Society Institute to conduct a survey on the development status of Roma communities in the region.

The survey, carried out in 2011, covered Roma communities in this country, as well as eleven other countries in Central and South-Eastern Europe, including Albania, Bosnia and Herzegovina, Bulgaria, Croatia, Czech Republic, Hungary, Republic of Moldova, Montenegro, Romania, Serbia, and Slovakia.

In each country, 750 families from the Roma community were interviewed as well as 350 'non-Roma' families living in proximity to Roma communities.